
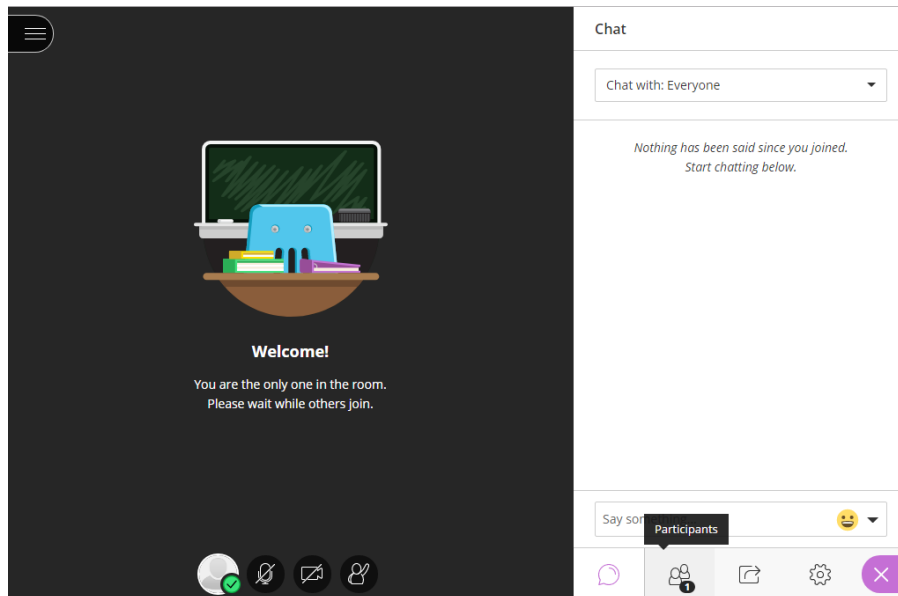


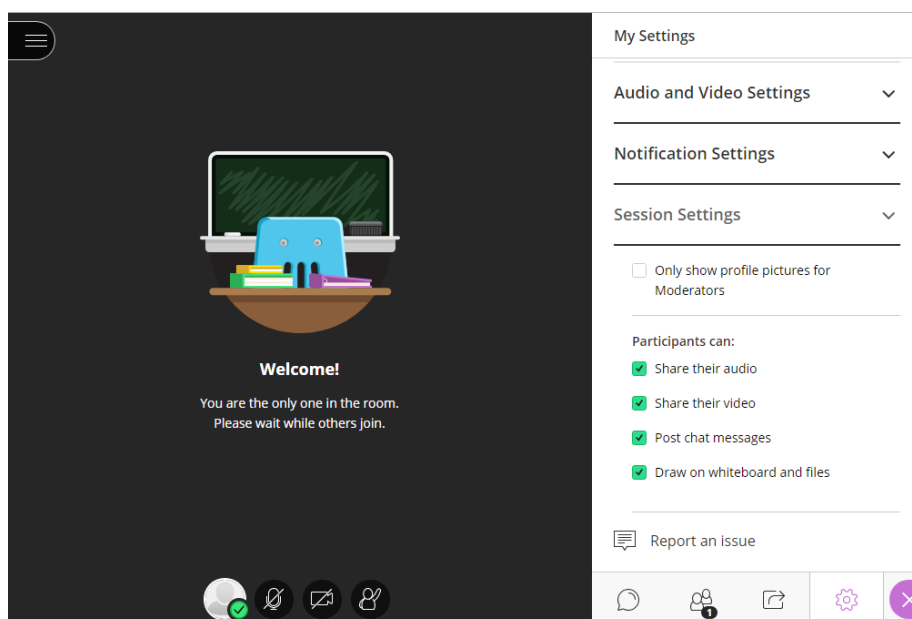
# Conducting a Blackboard Collaborate Ultra Session: Collaborate Session Roles

## Moderators

**Moderators** have full control over all content being shared. They can make any participant a presenter or a moderator in the 'Participants' section of the Collaborate Panel .

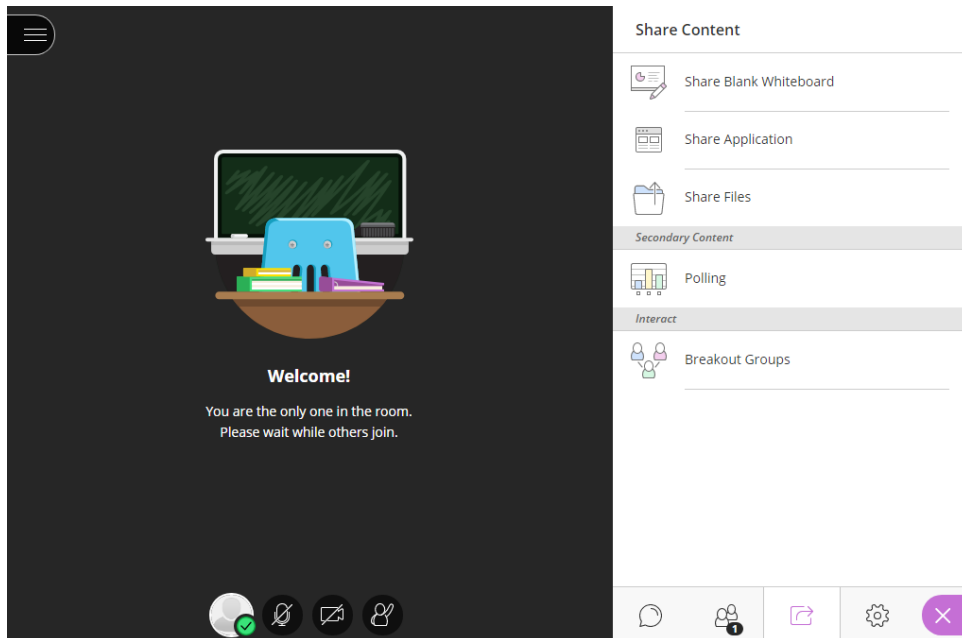


Moderators see hand raise notifications and can lower hands. They can remove participants from a session, but cannot remove other moderators. Moderators can set the session settings, including deciding what participants can and can't do.



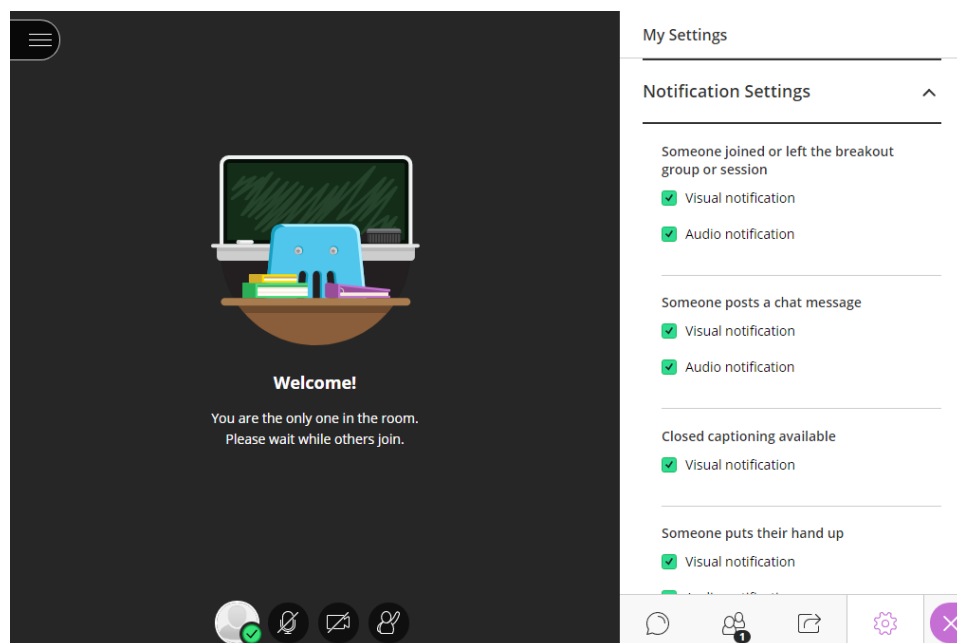
## The Presenter

The **presenter** role is designed to allow students to present without giving them full moderator privileges. Presenters can upload, share, edit, and stop sharing content. They can also see hand raise notifications and can lower hands.



## Participants

**Participants** can enable and disable notifications, such as when participants enter and leave a session or when someone has posted something to the chat. Moderators decide if participants share audio and video, chat, and draw on the whiteboard or shared files.



## The Captioner (optional, as required)

The **captioner** role is designed to provide an accessible learning experience for students who are deaf or hard of hearing, as well as for students whose native language is different from the moderator's. A participant is assigned this role by a moderator through 'moderator controls'. The captioner is given an area to type what is being said. Other participants can view what the captioner is typing in real time. You can have multiple captioners for multiple languages.

