

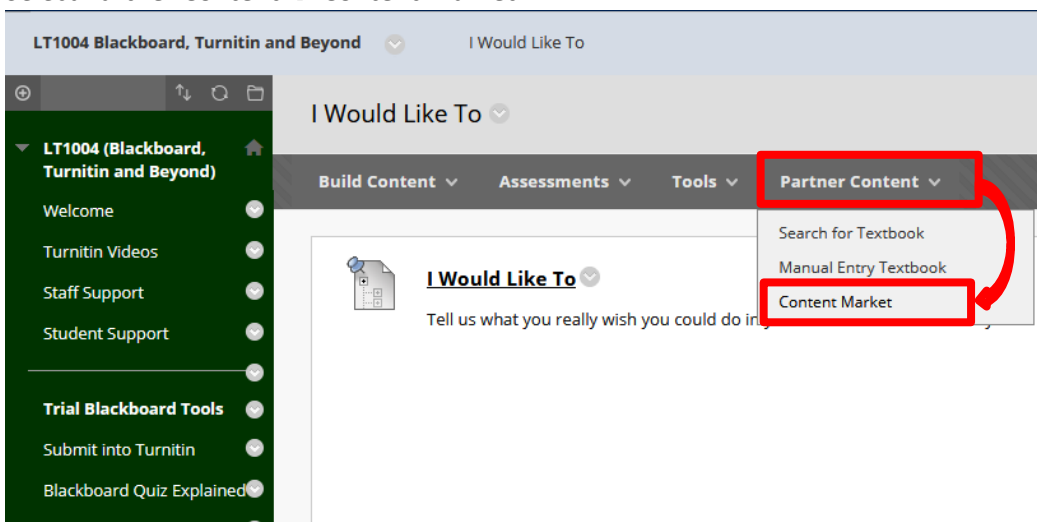
LinkedIn Learning on Blackboard

LinkedIn Learning is an on-demand library of videos taught by industry professionals with real-world experience. There are over 15,000 courses already online with more added each week on Business Technology and Creativity.

You may want to explore LinkedIn Learning offerings and make your choice of courses you would like to recommend to your students before embedding them into Blackboard. Information on how to do it is available [here](#).


To embed the course in Blackboard:

1. Log onto Blackboard and open your course site
2. Ensure Edit more is **ON**
3. Navigate to the section on your site where you want LinkedIn Learning course to be embedded
4. Select **Partner Content** → **Content Market**



5. Click on **Browse All content Partners**


SELECT YOUR CONTENT PROVIDER BELOW



6. Select LinkedIn Learning.

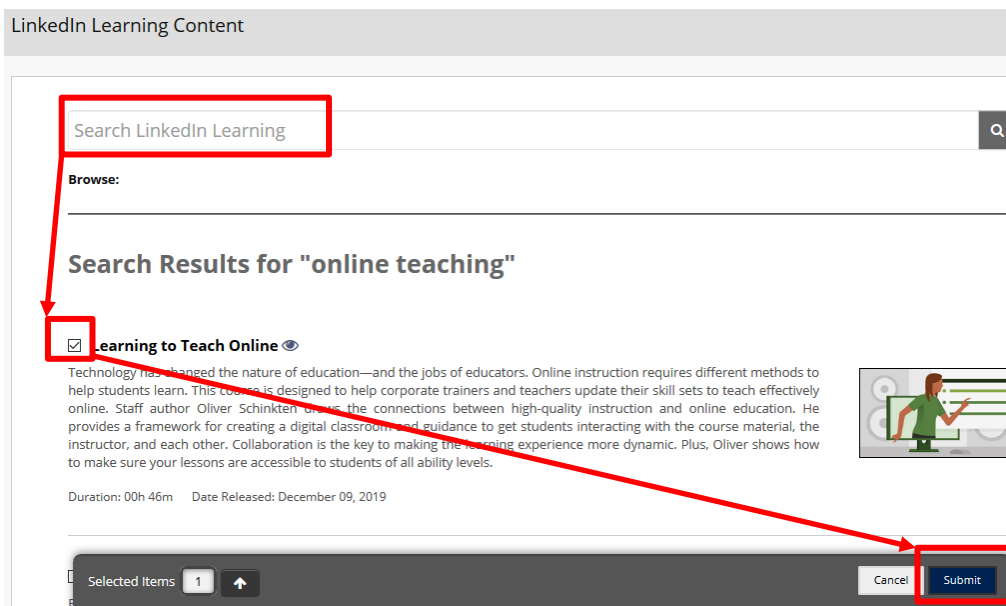
** Please use your current Notre Dame username and password if prompted**

SELECT YOUR CONTENT PROVIDER BELOW

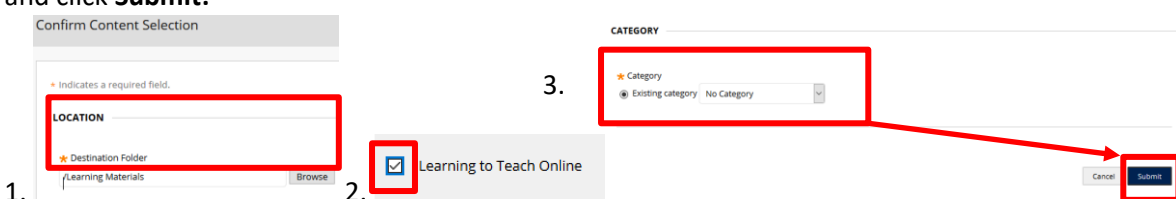


7. Select the course you would like to embed by placing a tick next to its title and click **Submit**.



Please use the Search option to search for a specific course



8. **Confirm Content Selection:** The course you selected will be listed in the middle. Confirm the destination folder on top (#1. below - where you are placing it in your Blackboard course), put a tick next to the course title (2.), select Category in #3. (e.g., such as Assignment or simply No Category) at the bottom and click **Submit**:



9. The course will now appear in the specified location on your site:

 **Learning to Teach Online** 

Technology has changed the nature of education—and the jobs of educators. Online instruction requires different methods to help students learn. This course is designed to help corporate trainers and teachers update their skill sets to teach effectively online. Staff author Oliver Schinkten draws the connections between high-quality instruction and online education. He provides a framework for creating a digital classroom and guidance to get students interacting with the course material, the instructor, and each other. Collaboration is the key to making the learning experience more dynamic. Plus, Oliver shows how to make sure your lessons are accessible to students of all ability levels.



Duration: 00h 46m Date Released: December 09, 2019

10. The users will click on the title to open and will be asked to review and agree to user privacy information as follows:

LinkedIn Learning Launch

USER PRIVACY INFORMATION

Prior to accessing the LinkedIn Learning system, please review the following user privacy information.

If you agree to share your user information, the following will be shared with the LinkedIn Learning system:

- First name
- Last name
- Email address
- Profile image

If you do not agree, you may be prompted to fill in the user information manually in the partner application. Click Cancel to decline and return to viewing Blackboard content.

For more details, view the [LinkedIn Learning Privacy Policy](#).

I agree to share my user information with the LinkedIn Learning system.
 I do not agree to share my user information with the LinkedIn Learning system.

Cancel Launch

11. Once “I agree” is ticked, the user will be prompted to enter their staff or student number and password and taken to the course. If the user does not agree to share user information, they may be prompted to fill in the user information manually.

Please enter your Staff or Student Number and password

ND\123456

••••••••

Sign in

