

# The University of Notre Dame Australia



1,775 students participated in the survey

NATIONAL STUDENT SAFETY SURVEY

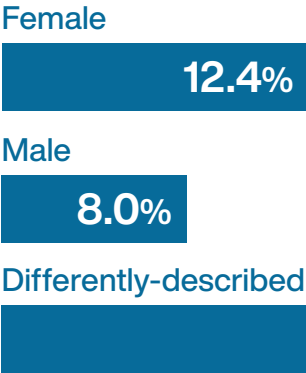
## PREVALENCE IN A UNIVERSITY CONTEXT

### Sexual harassment

19.2%  
since starting university

11.5%  
in the past 12 months

#### Experiences of sexual harassment in the past 12 months:

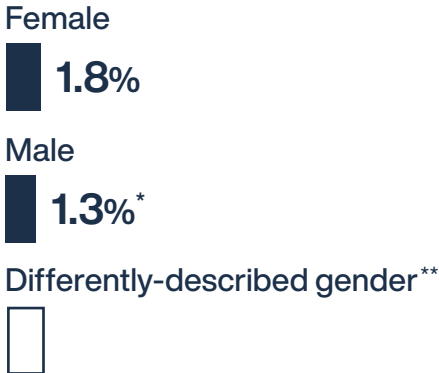


### Sexual assault

5.0%  
since starting university

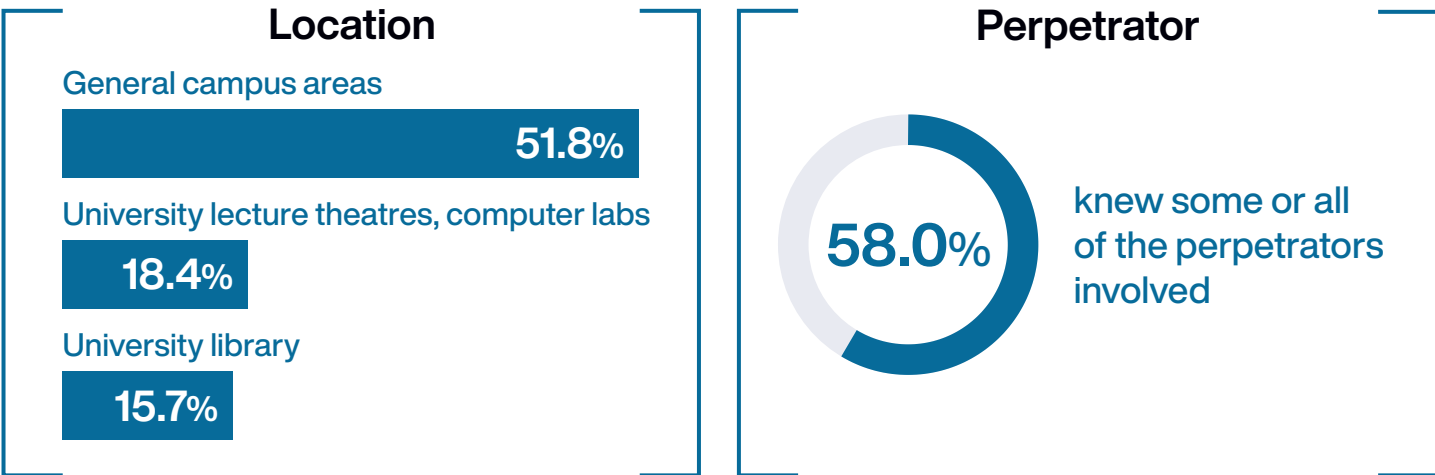
1.6%  
in the past 12 months

#### Experiences of sexual assault in the past 12 months:



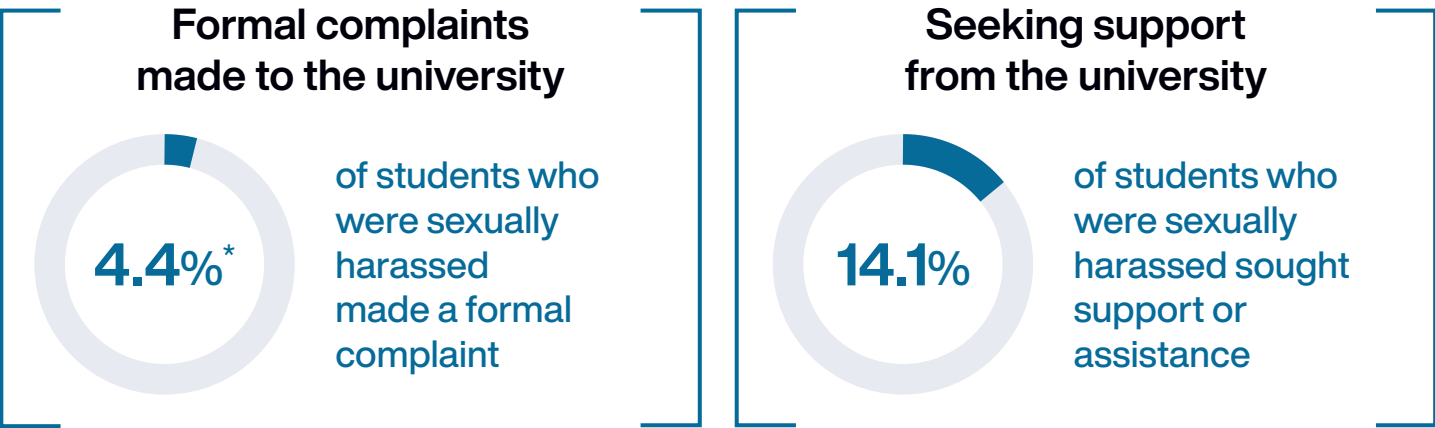
## CONTEXT OF MOST IMPACTFUL INCIDENT

### Sexual harassment



Asked of students who experienced sexual harassment in an Australian university context

## REPORTING AND SUPPORT SEEKING



Asked of students who experienced sexual harassment in an Australian university context

### Knowledge of university support and reporting channels



Asked of all students

Relative standard errors (RSE) were calculated for survey estimates. If the RSE was between 25% and 50% an \* appears next to the estimate that indicates caution should be used with the associated estimate. If the RSE was above 50% an \*\* appears meaning the estimate is unreliable and not reportable. Differently described gender includes students whose gender identity was not classified as female or male. Gender identity was derived using the 'two-step method' of cross-classifying responses to sex assigned at birth and current gender. Context of most impactful incident. Students who had been sexually harassed in a university context were asked questions about the context of the most impactful (or significant) incident they had experienced. This incident was self-identified by the student.