



My eQuals – Certified Digital Academic Records

My eQuals is an initiative between Australian and New Zealand universities to provide a secure digital platform to issue and authenticate digital academic records (AHEGS, Official Academic Transcripts, and Testamurs).

The My eQuals platform enables students and graduates to access digital versions of transcripts and academic documents and share them with employers, universities or other parties.

My eQuals Registration

The first time you use My eQuals, you will need to register.

The first time that the University uploads a document (e.g. transcript) to My eQuals, you will receive **an email to your ND student email account**, as per the below example:

Dear **Jessica Sample**

A digital Transcript from the University of Notre Dame has been issued to you and is ready for viewing and secure sharing online through the My eQuals portal.

This document is digitally signed to ensure authenticity.

To gain access to your Transcript, and to share it with third parties, please register for a My eQuals account using the link below:

[Register](#)

If you encounter difficulties registering or logging in, please view the [My eQuals FAQ page](#).

If there is an issue with the content of your document please contact the Student Administration and Fees Office on your campus of study. Contact details can be found [here](#).

My eQuals is Powered by Digitary

- Click the [Register] button within the email, which will take you to the **My eEquals Account Registration** page:

- Complete the 'First name' and 'Last name' fields
- Do not change the Email account (*N.B. when using My eEquals, your email address will always be in a format which includes your ID number (e.g. 32000001@my.nd.edu.au) **not** your name (e.g. Jessica.Sample@my.nd.edu.au)*)
- Select a password (*N.B. Passwords must be at least 8 characters long, containing at least one digit (number), one upper and one lower case letter, and one of the following characters: ! # \$ & * ^ . , ;)*)
- Re-enter (confirm) your password
- Tick the 'I'm not a robot' checkbox
- Tick the 'Terms of use' and 'Privacy policy' checkbox
- Press the [Submit] button

Once complete, you will be taken to the **Welcome to My eEquals** login page, and you will also receive an **'Activate My Account'** email.

In order to complete the registration process you will need to validate your email address by clicking on the link below:

[ACTIVATE MY ACCOUNT](#)

Once you have activated your account, you will be able to receive digitally certified records online from Digitary-enabled organisations, which includes a variety of universities, colleges, and public bodies. You can use your My eEquals account to share access to these records with employers and other third parties for verification purposes, simply and securely.

[Terms](#) | [Privacy](#) | © Copyright 2005-2019 Digitary

- Click the [Activate My Account] button within the email, which will return you to the **Welcome to My eQuals** login page

STUDENTS GRADUATES PROFESSIONALS





Welcome to My eQuals

First-time user?
Follow the instructions issued by your education provider


Returning user?
If you have logged in previously and linked your account to your preferred social login or personal email address, you can log in using these.
Otherwise, follow your provider's instruction ([AU](#) / [NZ](#))


Please log in

Log in using one of the following providers:

or using your registered email address and registered password:

 Email

 Password

[CAN'T LOG IN?](#)

Thank you for registering. ×
An email has been sent to the address you used to register. Please follow the instructions in the email to activate your account.

- Enter your ND email address (remembering to use your ID number, not name)
- Enter your My eQuals password
- Press the [Login] button

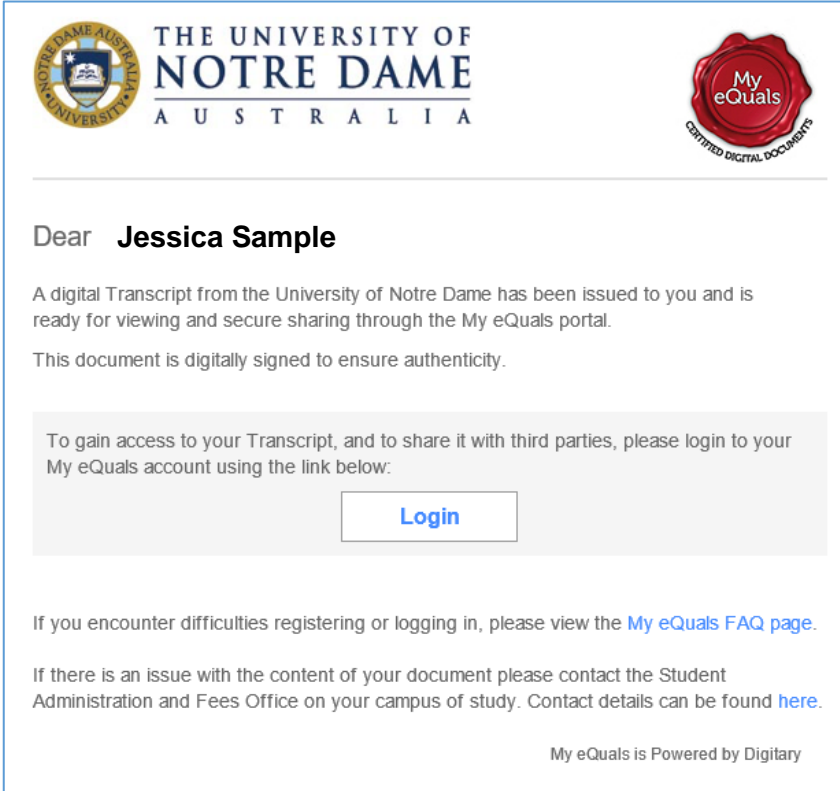
You will then be taken to the **Documents** page, where you can view, download and share any academic documents which have been uploaded. Further information on how to do this is available at <https://www.myequals.net/#/help>

Logging In


Once you have registered with My eEquals (as per the above instructions), you can log in via the My eEquals home page (www.myequals.edu.au) and then selecting 'My eEquals Login' from the menu bar at the top of the page.


Additional Documents

Once you have completed your My eEquals registration, you will receive a notification via email when any additional documents are uploaded to your My eEquals account, as per the below example:



The screenshot shows an email notification from The University of Notre Dame Australia. The header includes the university's logo and name, and a red seal for My eEquals Certified Digital Documents. The main body of the email is addressed to Jessica Sample and informs her that a digital transcript has been issued to her, available for viewing and secure sharing through the My eEquals portal. It states that the document is digitally signed for authenticity. A grey box contains instructions to login to the My eEquals account to access the transcript, with a blue 'Login' button. Below this, there are links to the My eEquals FAQ page and contact details for the Student Administration and Fees Office. The footer indicates that My eEquals is powered by Digitary.

 THE UNIVERSITY OF
NOTRE DAME
A U S T R A L I A



Dear **Jessica Sample**

A digital Transcript from the University of Notre Dame has been issued to you and is ready for viewing and secure sharing through the My eEquals portal.

This document is digitally signed to ensure authenticity.

To gain access to your Transcript, and to share it with third parties, please login to your My eEquals account using the link below:

[Login](#)

If you encounter difficulties registering or logging in, please view the [My eEquals FAQ page](#).

If there is an issue with the content of your document please contact the Student Administration and Fees Office on your campus of study. Contact details can be found [here](#).

My eEquals is Powered by Digitary

- Click the [Login] button within the email which will take you to the **Welcome to My eEquals** login page, and then log in, as outlined above.